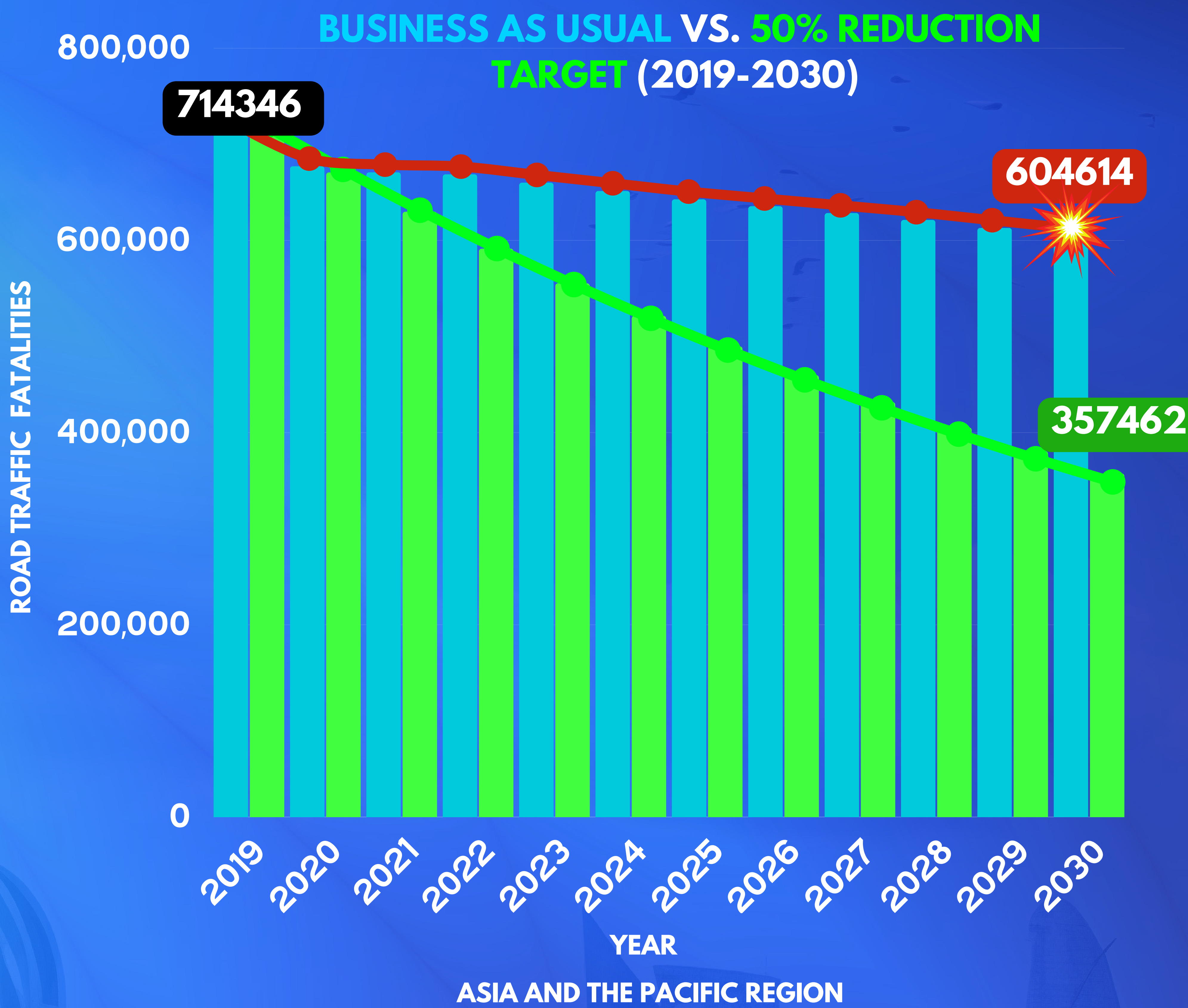


A Glimpse into the Future

ROAD SAFETY TRENDS IN THE ASIA PACIFIC REGION

ROAD TRAFFIC CRASHES CAUSE APPROXIMATELY **1.3 MILLION** DEATHS GLOBALLY EACH YEAR. OVER 60% OF THESE CASUALTIES OCCUR IN ASIA. BASED ON HISTORICAL TRENDS AND EXISTING ROAD SAFETY POLICIES AND INTERVENTIONS, IT IS ESTIMATED THAT BY 2030, ROAD TRAFFIC FATALITIES IN THE ASIA-PACIFIC REGION WILL DROP BY ONLY **14%**.



TO ACHIEVE THE **50%** REDUCTION GOAL OF THE SECOND DECADE AND HALVE THE NUMBER OF DEATHS AND INJURIES FROM ROAD TRAFFIC ACCIDENTS IN ASIA AND THE PACIFIC BY 2030 (SDG TARGET 3.6), AN AVERAGE OF **6.1%** REDUCTION IN TOTAL ROAD TRAFFIC FATALITIES ANNUALLY IS REQUIRED.

TO MEET THE SECOND DECADE'S REDUCTION GOAL IN THE REGION, IT IS IMPERATIVE THAT ROAD CRASH FATALITIES BE REDUCED

TO **357462** BY 2030

DECADE OF ACTION FOR ROAD SAFETY

2021 - 2030



ESCAP

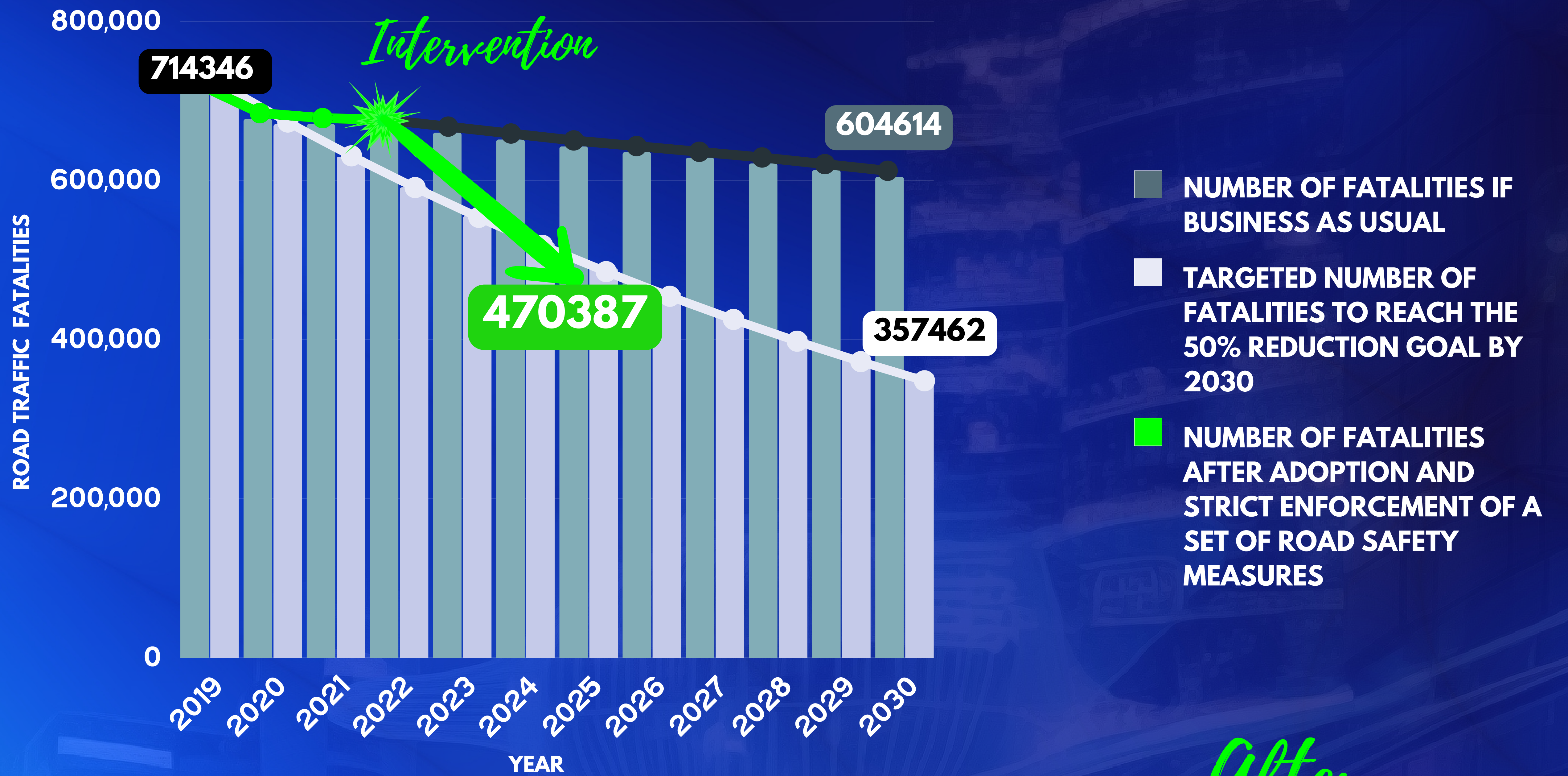
Economic and Social Commission for Asia and the Pacific

Can the Asia-Pacific region reverse the trend by 2025?

Yes!

THE IMPLEMENTATION AND ENFORCEMENT OF A SET OF COMPREHENSIVE ROAD SAFETY INTERVENTIONS CAN YIELD BY 2025 THE REDUCTION IN THE NUMBER OF FATALITIES NECESSARY TO ALIGN WITH THE 50% REDUCTION TREND TARGET BY 2030.

INTERVENTION SCENARIO VS. BUSINESS AS USUAL VS 50% REDUCTION TARGET (2019-2025)*



Key Road Safety Measures to implement:

- ✓ **SPEED CONTROL:** LIMIT URBAN ROAD SPEED TO ≤ 50 KM/H; CAP MOTORWAY SPEED AT ≤ 100 KM/H.
- ✓ **VEHICLE STANDARDS:** ENFORCE STANDARDS FOR SEAT BELTS, FRONTAL AND SIDE IMPACT, AND PEDESTRIAN PROTECTION.
- ✓ **ALCOHOL AND SUBSTANCE LIMITS:** MANDATE 0.05 G/D BAC LIMITS FOR ALL DRIVERS.
- ✓ **SAFETY LEGISLATION AND ENFORCEMENT:** IMPLEMENT AND STRICTLY ENFORCE SEAT BELT, CHILD RESTRAINT, HELMET, SPEED, DRINK-DRIVING AND MOBILE PHONE LAWS. INSTITUTE A DEMERIT/PENALTY POINT SYSTEM.
- ✓ **USAGE COMPLIANCE:** ENSURE 100% COMPLIANCE WITH SEAT BELT USAGE IN FRONT AND REAR SEATS; ATTAIN 100% HELMET USAGE AMONG DRIVERS.
- ✓ **EMERGENCY RESPONSE:** ENHANCE AMBULANCE TRANSPORT FOR SERIOUS INJURIES (SI).

After Intervention

243,959
LIVES SAVED**

\$1,090
BILLION SAVED**

DECADE OF ACTION FOR ROAD SAFETY

2021 - 2030



ESCAP

Economic and Social Commission for Asia and the Pacific

* PROJECTED ROAD TRAFFIC FATALITIES WERE ESTIMATED USING THE WHO DATASET AND THE SAFEFITS MODEL.
** CALCULATIONS ARE BASED ON INTERVENTION YEAR 2022 FOR A RESULT IN 2025.


One death occurs every 44 seconds in Asia-Pacific due to road accidents...

MOTOR-CYCLE HELMET AND SEAT-BELT WEARING ARE AMONG THE TWO MOST IMPACTFUL MEASURES IN TERMS OF PREVENTING ROAD FATALITIES.

IF THE ASIA-PACIFIC REGION ROBUSTLY IMPLEMENTS AND ENFORCES:

- ✓ LAWS MANDATING FASTENED HELMETS WITH AN HELMET LAW ENFORCEMENT SCORE OF 10.
- ✓ STRICT HELMET ADHERENCE TO SAFETY STANDARDS.
- ✓ ATTAINS 100% HELMET USE.

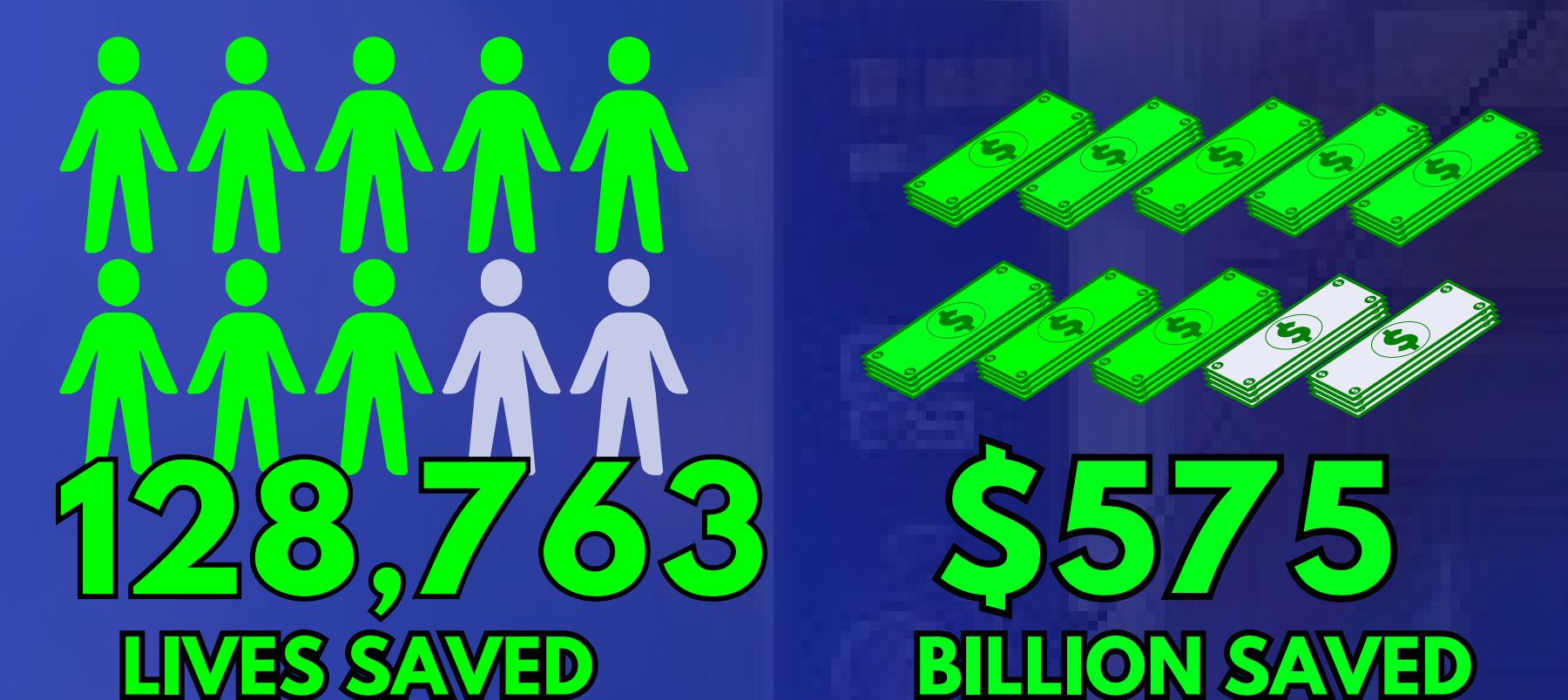
IT WOULD RESULT IN:



IF THE ASIA-PACIFIC REGION IMPLEMENTS AND STRICTLY ENFORCES:

- ✓ SEATBELT LAWS FOR ALL OCCUPANTS, INCLUDING CHILD RESTRAINT WITH A SEATBELT LAW ENFORCEMENT SCORE OF 10.
- ✓ ACHIEVES 100% SEATBELT USE AND COMPLIANCE ACROSS ALL OCCUPANTS/SEATS.

IT WOULD RESULT IN:




FOLLOWED BY **SPEED** AND **DRINK-DRIVING** LIMITATIONS MEASURES...

IF THE ASIA-PACIFIC REGION FIRMLY IMPLEMENTS AND ENFORCES:

- ✓ MAXIMUM SPEED LIMITS OF LESS THAN 50 KM/H ON URBAN ROADS.
- ✓ MAXIMUM SPEED LIMITS OF LESS THAN 100 KM/H ON MOTORWAYS.
- ✓ SPEED LIMIT LAW ENFORCEMENT SCORE OF 10.

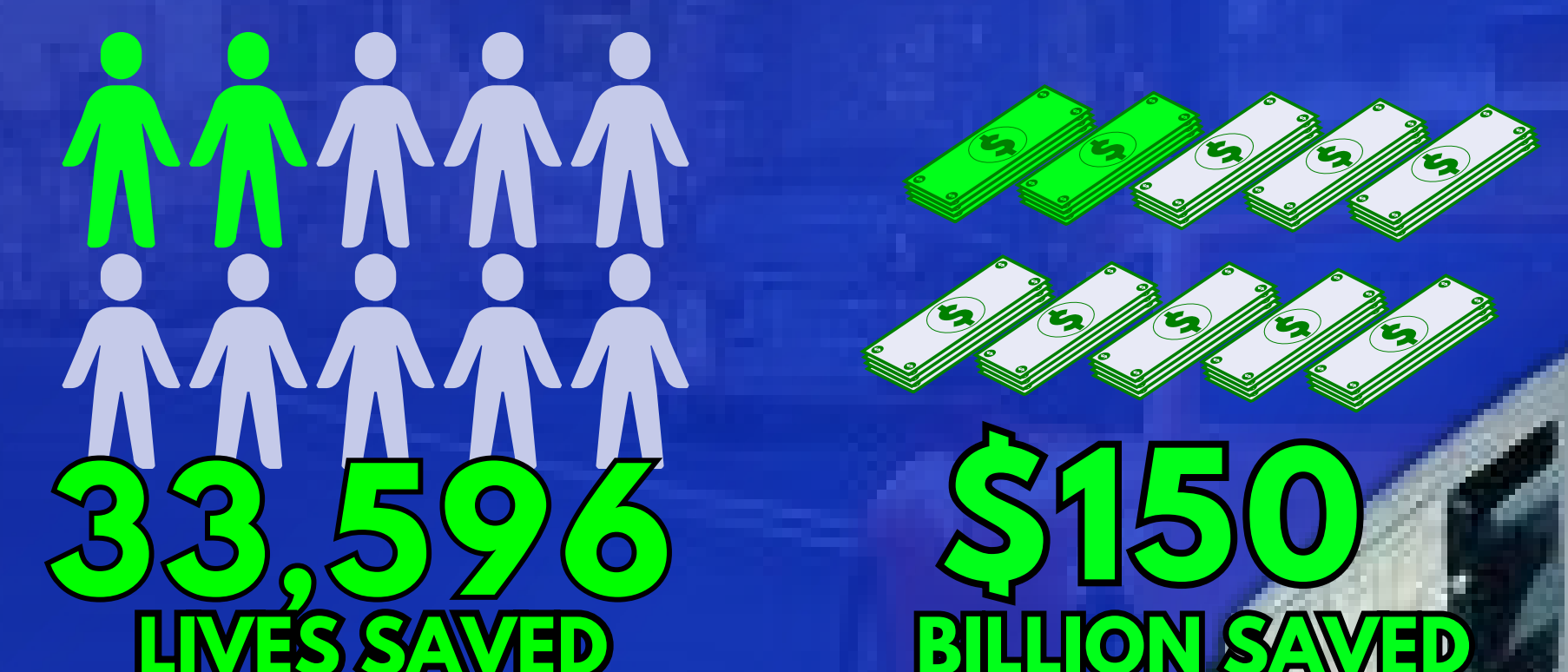
IT WOULD RESULT IN:



IF THE ASIA-PACIFIC REGION IMPLEMENTS AND STRICTLY ENFORCES:

- ✓ DRINK-DRIVING LAWS WITH AN ENFORCEMENT SCORE OF 10.
- ✓ BAC LIMITATIONS $\leq 0,05$ G/DL (FOR GENERAL POPULATION, YOUNG AND COMMERCIAL DRIVERS).

IT WOULD RESULT IN:



BY FULLY IMPLEMENTING **SEAT-BELT** MEASURES IN EAST AND NORTH-EAST ASIA AND SOUTH AND SOUTH-WEST ASIA, RESPECTIVELY **25.6%** AND **27%** REDUCTION OF FATALITIES COULD BE ACHIEVED BY 2025.



ESCAP
Economic and Social Commission
for Asia and the Pacific

