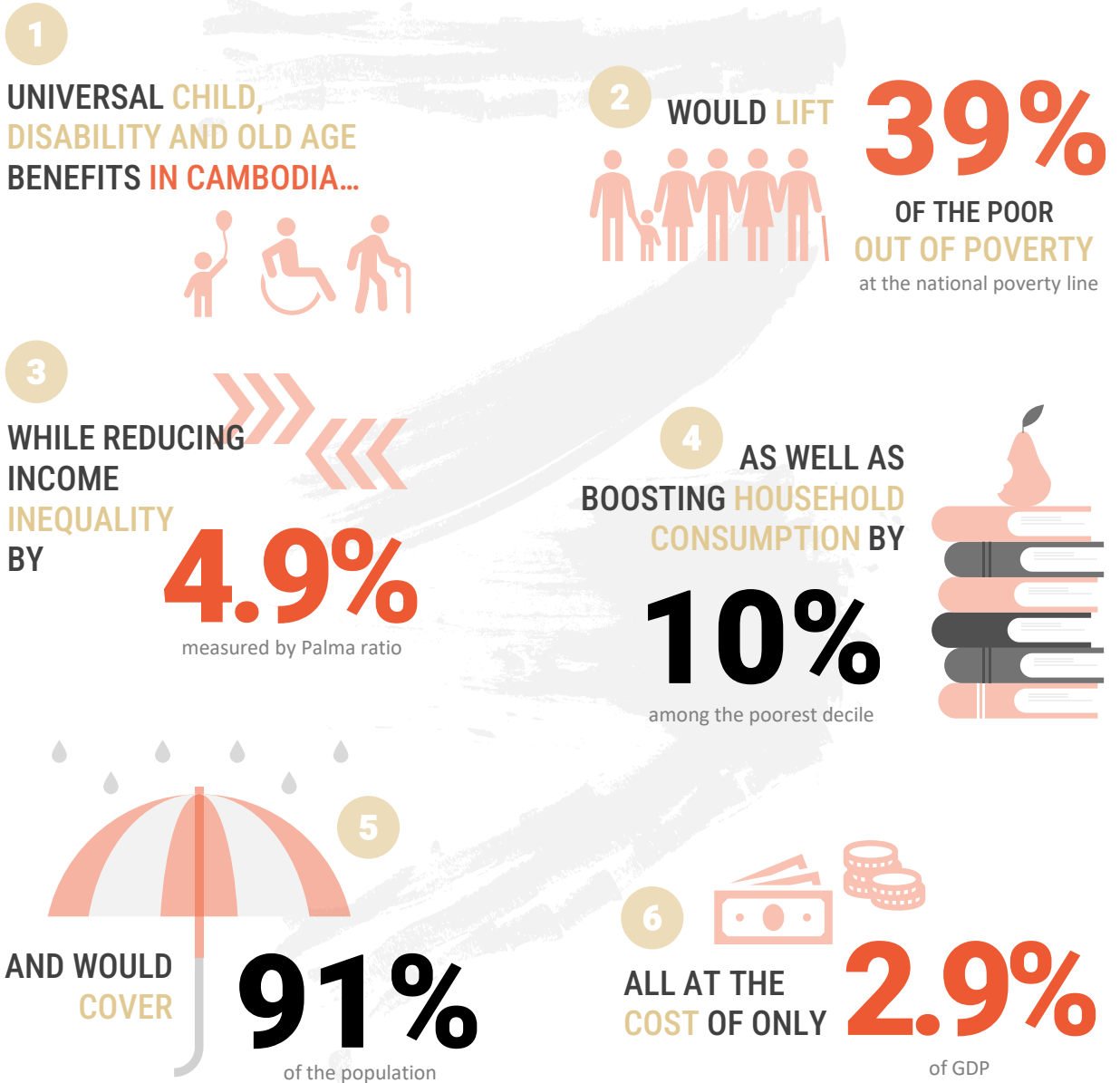


STRENGTHENING SOCIAL PROTECTION IN CAMBODIA

DID YOU KNOW...?




Note: ESCAP simulation at the global average benefit level. Data accessed in February 2023.
Data source: Cambodia Socio-Economic Survey (CSES), 2019-20.

THE SOCIAL PROTECTION ONLINE TOOL **SIMULATES** THE IMPACT OF SOCIAL PROTECTION SCHEMES AND **EMPOWERS** POLICYMAKERS WITH DATA. START EXPLORING AT [SPOT.UNESCAP.ORG/SIMULATOR](https://spot.unescap.org/simulator)



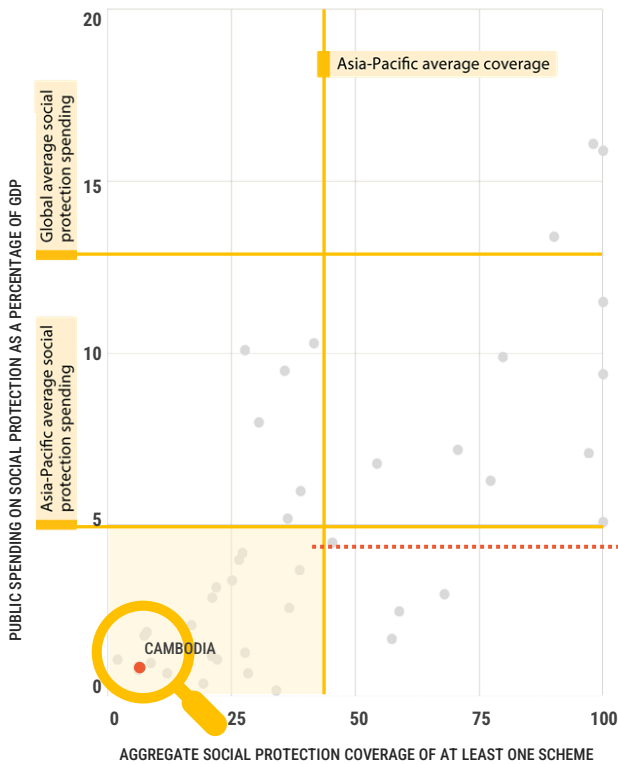
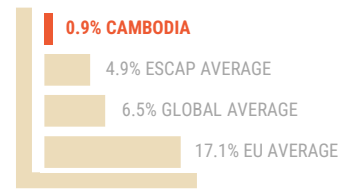
STRENGTHENING SOCIAL PROTECTION IN CAMBODIA

IN CAMBODIA,



ONLY **6.2%** ARE COVERED BY AT LEAST ONE SOCIAL PROTECTION SCHEME
of total population

AND **0.9%** IS SPENT ON SOCIAL PROTECTION
of GDP



Countries in this group could build more effective and inclusive social protection by:

Fostering **#PoliticalWill** and **#PublicSupport** while extending non-contributory schemes



Increasing **#TaxRevenue** through legal, policy and administrative reforms

Gradually extending coverage of **#ContributorySchemes** and strengthening social protection **#Institutions**



GOVERNMENTS ADOPTED A REGIONAL ACTION PLAN AS A **SHARED VISION, STRATEGY AND PLATFORM** FOR STRONGER SOCIAL PROTECTION SYSTEMS.
LEARN MORE AT SPOT.UNESCAP.ORG



ACTION PLAN
TO STRENGTHEN REGIONAL COOPERATION
ON SOCIAL PROTECTION IN ASIA AND THE PACIFIC