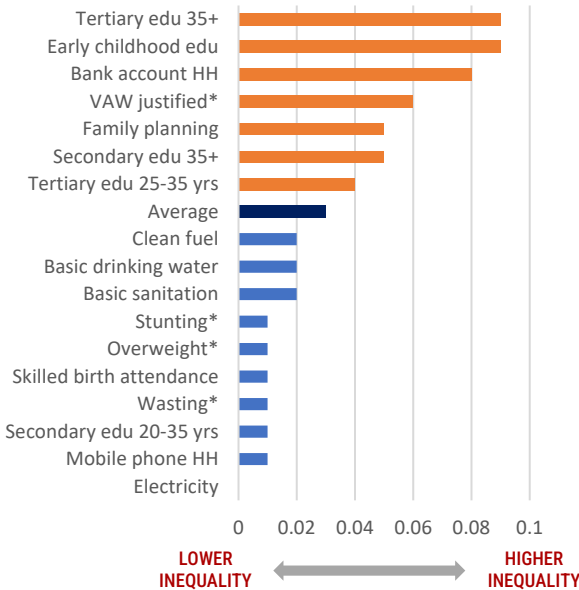


REDUCING INEQUALITY IN ALL ITS FORMS IS AT THE HEART OF THE 2030 AGENDA FOR SUSTAINABLE DEVELOPMENT

DISSIMILARITY INDEX (D-INDEX)



SOURCE: MICS 2022

NOTE: STANDARD ANALYSIS WITH 2,826,709 OBSERVATIONS. CLEAN FUELS, PANDEMIC PREPAREDNESS, USE OF FINANCIAL SERVICES AND SEXUAL OR PHYSICAL VIOLENCE AGAINST WOMEN ARE NOT SHOWN DUE TO DATA UNAVAILABILITY.

* TO KEEP THE SAME INTERPRETATION AS FOR OTHER POSITIVELY DEFINED INDICATORS (OPPORTUNITIES), THE ABSENCE OF THE BARRIER IS CALCULATED.

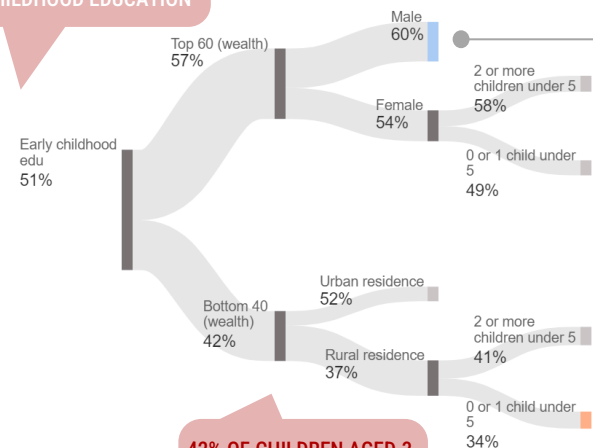
IN UZBEKISTAN, INEQUALITY IN SDGs IS PROMINENT IN

- EARLY CHILDHOOD EDUCATION
- BANK ACCOUNT OWNERSHIP
- FAMILY PLANNING

ONLY 34% OF CHILDREN AGED 3-5 IN POORER RURAL HOUSEHOLDS WITH LESS THAN 2 CHILDREN UNDER 5 HAVE ATTENDED EARLY CHILDHOOD EDUCATION COMPARED TO 60% OF BOYS AGED 3-5 IN RICHER HOUSEHOLDS

CLASSIFICATION AND REGRESSION TREE (CART) IN EARLY CHILDHOOD EDUCATION

51% OF CHILDREN AGED 3-5 IN UZBEKISTAN HAVE ATTENDED EARLY CHILDHOOD EDUCATION



42% OF CHILDREN AGED 3-5 IN POORER HOUSEHOLDS HAVE ATTENDED EARLY CHILDHOOD EDUCATION

SOURCE: MICS 2022

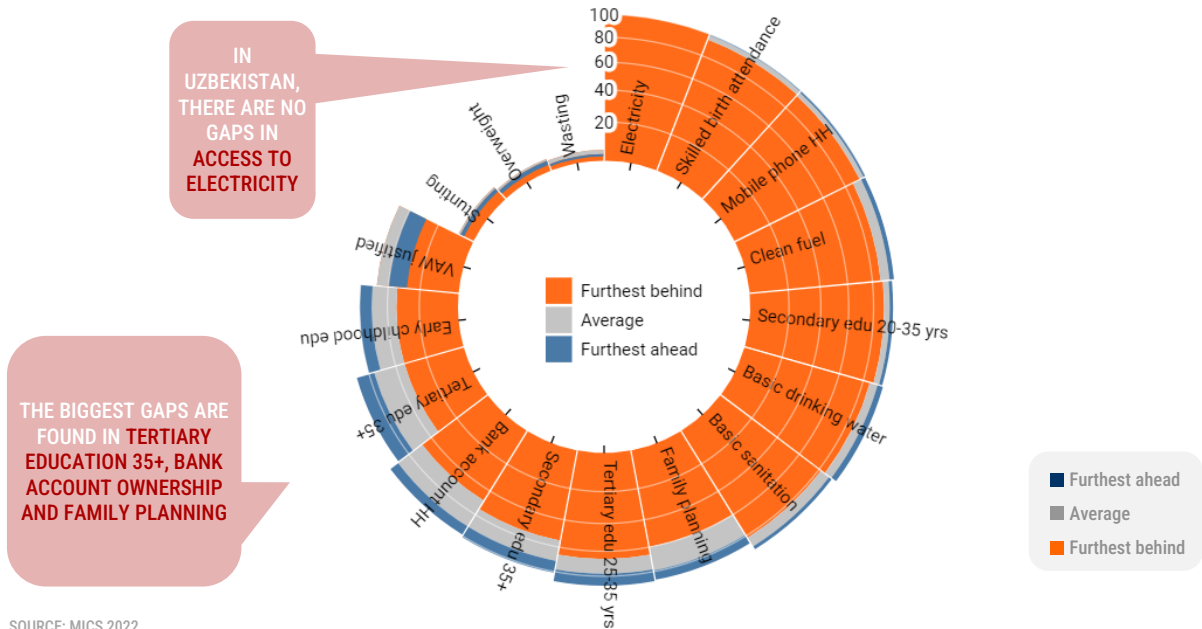
NOTE: STANDARD ANALYSIS WITH 2,826,709 OBSERVATIONS



LEAVING NO ONE BEHIND
Reducing multiple dimensions of inequality

DISCOVER HOW DIFFERENT CIRCUMSTANCES INTERACT TO CREATE UNEQUAL ACCESS TO BASIC OPPORTUNITIES IN ASIA AND THE PACIFIC. EXPLORE MORE ABOUT OUR LNOB ANALYSIS AT LNOB.UNESCAP.ORG

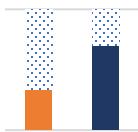
GAPS IN ACCESS TO OPPORTUNITIES OR PREVALENCE OF BARRIERS BETWEEN THE FURTHEST BEHIND AND THE FURTHEST AHEAD GROUPS



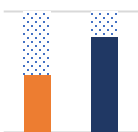
SOURCE: MICS 2022

NOTE: STANDARD ANALYSIS WITH UP TO 26,000 OBSERVATIONS. THE ORANGE BAR REPRESENTS THE AVERAGE RATE OF THE FURTHEST BEHIND GROUP. THE BLUE BAR REPRESENTS THE AVERAGE RATE OF THE FURTHEST AHEAD GROUP. THE GRAY BAR IS THE AVERAGE RATE OF THE POPULATION, BY WHICH OPPORTUNITIES AND/OR BARRIERS ARE SORTED. CLEAN FUEL, PANDEMIC PREPAREDNESS, USE OF FINANCIAL SERVICES AND SEXUAL OR PHYSICAL VIOLENCE AGAINST WOMEN ARE NOT SHOWN DUE TO DATA UNAVAILABILITY.
* TO KEEP THE SAME INTERPRETATION AS FOR OTHER POSITIVELY DEFINED INDICATORS (OPPORTUNITIES), THE ABSENCE OF THE BARRIER IS CALCULATED.

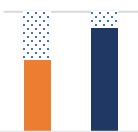
MANY PEOPLE ARE LEFT BEHIND IN ACCESS TO OPPORTUNITIES



34% OF POORER WOMEN AGED 35 YEARS AND ABOVE HAVE ATTENDED TERTIARY EDUCATION COMPARED TO 70% OF RICHER MEN AGED 35 YEARS AND ABOVE LIVING IN URBAN AREAS



48% OF POORER HOUSEHOLDS WITH SECONDARY AND LOWER EDUCATION OWN A BANK ACCOUNT COMPARED TO 79% OF RICHER HOUSEHOLDS



60% OF WOMEN WHO HAD NONE OR 1 CHILDBIRTH HAVE THEIR NEED FOR FAMILY PLANNING MET WITH MODERN METHODS COMPARED TO 87% OF WOMEN WITH TWO OR MORE CHILDBIRTHS, AGED 35 AND ABOVE LIVING IN RURAL AREAS

FURTHEST BEHIND FURTHEST AHEAD



ACTION PLAN
TO STRENGTHEN REGIONAL COOPERATION
ON SOCIAL PROTECTION IN ASIA AND THE PACIFIC

DISCOVER HOW SOCIAL PROTECTION ADVANCES THE COMMITMENT OF LEAVING NO ONE BEHIND IN ASIA AND THE PACIFIC.
EXPLORE MORE ABOUT SOCIAL PROTECTION AT [SPOT.UNESCAP.ORG](https://spot.unescap.org)