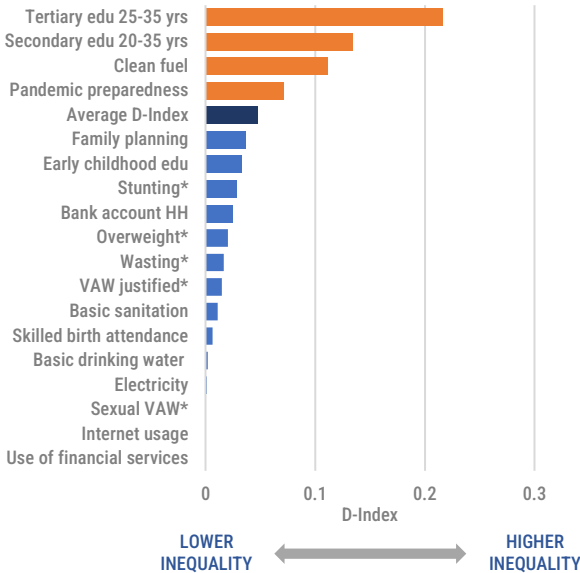


## REDUCING INEQUALITY IN ALL ITS FORMS IS AT THE HEART OF THE 2030 AGENDA FOR SUSTAINABLE DEVELOPMENT

### DISSIMILARITY INDEX (D-INDEX)



SOURCE: MICS 2019

NOTE: STANDARD ANALYSIS WITH 35,604 OBSERVATIONS. SEXUAL OR PHYSICAL VIOLENCE AGAINST WOMEN, INTERNET USAGE AND USE OF FINANCIAL SERVICES ARE NOT SHOWN DUE TO DATA UNAVAILABILITY.

\* TO KEEP THE SAME INTERPRETATION AS FOR OTHER POSITIVELY DEFINED INDICATORS (OPPORTUNITIES), THE ABSENCE OF THE BARRIER IS CALCULATED.

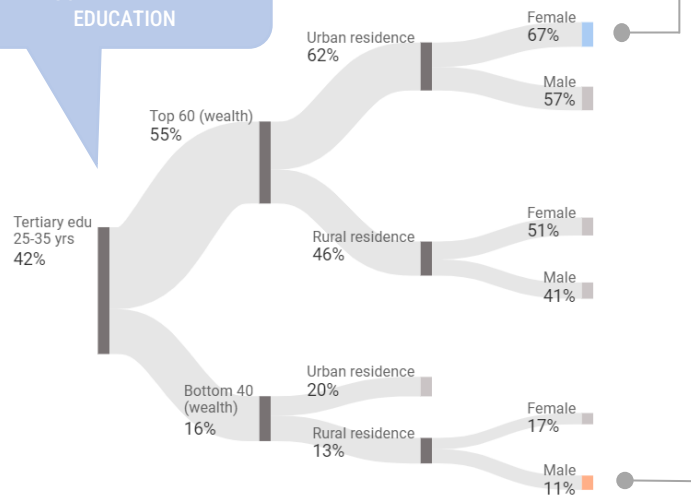
### IN THAILAND, INEQUALITY IS HIGHEST IN

- TERTIARY EDUCATION
- SECONDARY EDUCATION
- CLEAN FUELS

**ONLY 11% OF POORER MEN LIVING IN RURAL AREAS HAVE COMPLETED TERTIARY EDUCATION COMPARED TO 67% OF RICHER WOMEN LIVING IN URBAN AREAS**

### CLASSIFICATION AND REGRESSION TREE (CART) IN TERTIARY EDUCATION (25-35 YEARS OF AGE)

42% OF INDIVIDUALS 25-35 YEARS OF AGE IN THAILAND HAVE COMPLETED TERTIARY EDUCATION



SOURCE: MICS 2019

NOTE: STANDARD ANALYSIS WITH 12,921 OBSERVATIONS

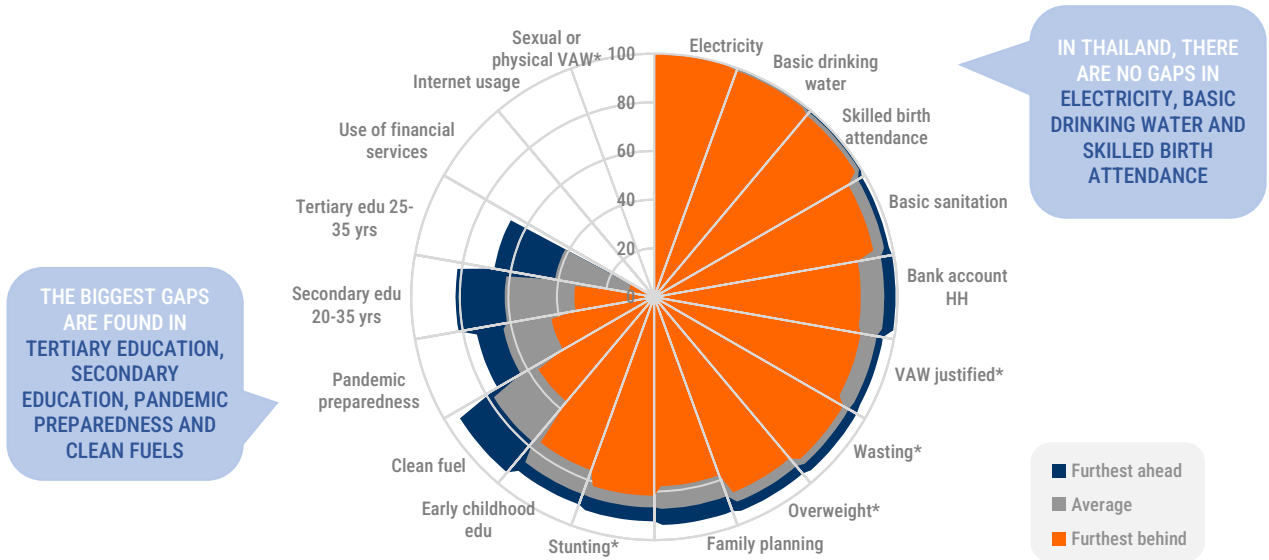
**13% OF POORER INDIVIDUALS IN RURAL AREAS HAVE COMPLETED TERTIARY EDUCATION**



**LEAVING NO ONE BEHIND**  
Reducing multiple dimensions of inequality

DISCOVER HOW DIFFERENT CIRCUMSTANCES INTERACT TO CREATE UNEQUAL ACCESS TO BASIC OPPORTUNITIES IN ASIA AND THE PACIFIC. EXPLORE MORE ABOUT OUR LNOB ANALYSIS AT [LNOB.UNESCAP.ORG](http://LNOB.UNESCAP.ORG)

## GAPS IN ACCESS TO OPPORTUNITIES OR PREVALENCE OF BARRIERS BETWEEN THE FURTHEST BEHIND AND THE FURTHEST AHEAD GROUPS

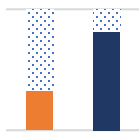


SOURCE: MICS 2019

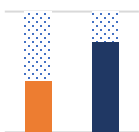
NOTE: STANDARD ANALYSIS WITH 35,604 OBSERVATIONS. THE ORANGE BAR REPRESENTS THE AVERAGE RATE OF THE FURTHEST BEHIND GROUP. THE BLUE BAR REPRESENTS THE AVERAGE RATE OF THE FURTHEST AHEAD GROUP. THE GRAY BAR IS THE AVERAGE RATE OF THE POPULATION, BY WHICH OPPORTUNITIES AND/OR BARRIERS ARE SORTED. SEXUAL OR PHYSICAL VIOLENCE AGAINST WOMEN, INTERNET USAGE AND USE OF FINANCIAL SERVICES ARE NOT SHOWN DUE TO DATA UNAVAILABILITY.

\* TO KEEP THE SAME INTERPRETATION AS FOR OTHER POSITIVELY DEFINED INDICATORS (OPPORTUNITIES), THE ABSENCE OF THE BARRIER IS CALCULATED.

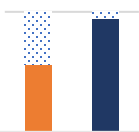
## MANY PEOPLE ARE LEFT BEHIND IN ACCESS TO OPPORTUNITIES



**33% OF POORER MEN** HAVE COMPLETED SECONDARY EDUCATION COMPARED TO **82% OF RICHER WOMEN** IN URBAN AREAS



**43% OF POORER INDIVIDUALS UNDER 25 YEARS OF AGE** ARE ABLE TO PROTECT FROM A PANDEMIC IN THEIR HOME COMPARED TO **75% OF RICHER INDIVIDUALS OVER 25 YEARS OF AGE** WITH TERTIARY EDUCATION



**56% OF POORER HOUSEHOLDS WITH LOWER EDUCATION** HAVE ACCESS TO CLEAN FUELS COMPARED TO **94% OF RICHER HOUSEHOLDS WITH LOWER OR SECONDARY EDUCATION**

FURTHEST BEHIND FURTHEST AHEAD



**ACTION PLAN**  
TO STRENGTHEN REGIONAL COOPERATION  
ON SOCIAL PROTECTION IN ASIA AND THE PACIFIC

DISCOVER HOW SOCIAL PROTECTION ADVANCES THE COMMITMENT OF LEAVING NO ONE BEHIND IN ASIA AND THE PACIFIC. EXPLORE MORE ABOUT SOCIAL PROTECTION AT [SPOT.UNESCAP.ORG](https://spot.unescap.org)