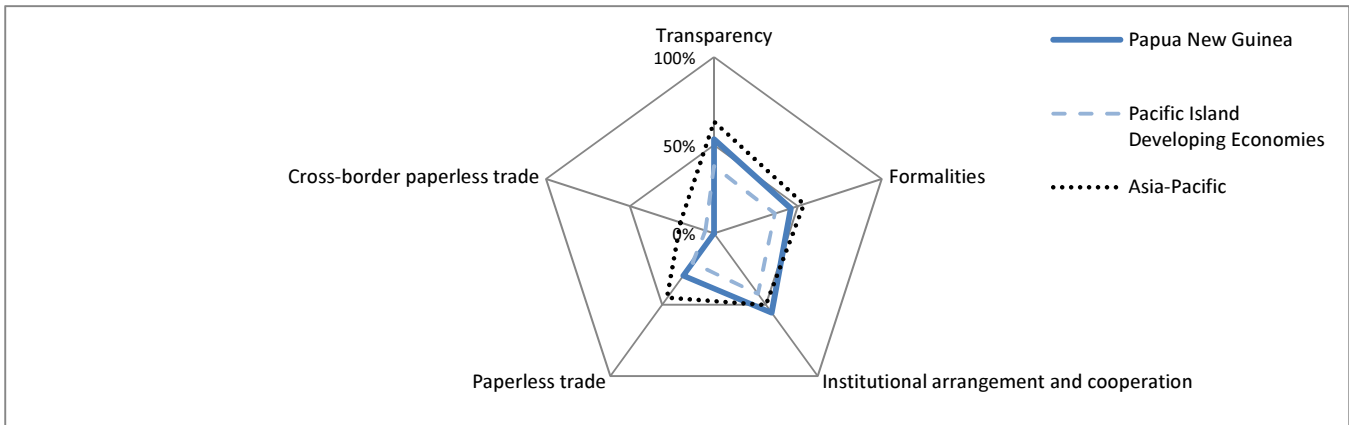
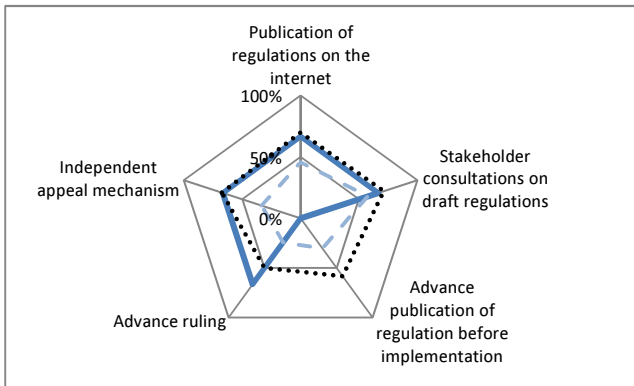


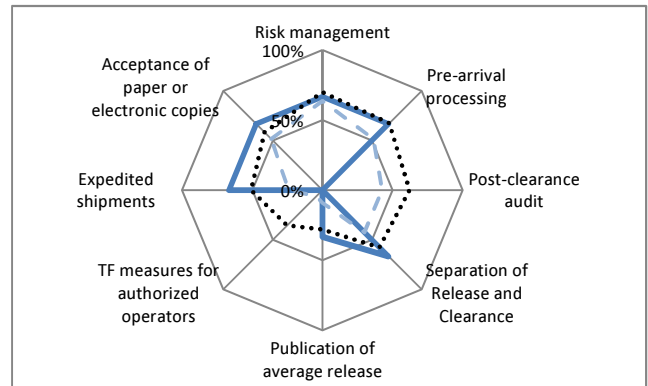
**PAPUA NEW GUINEA**



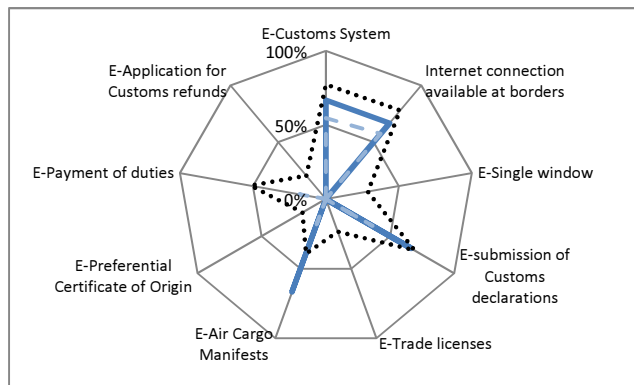
**Transparency**



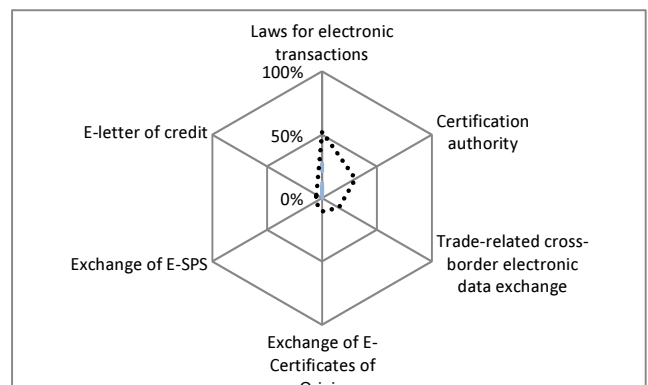
**Formalities**



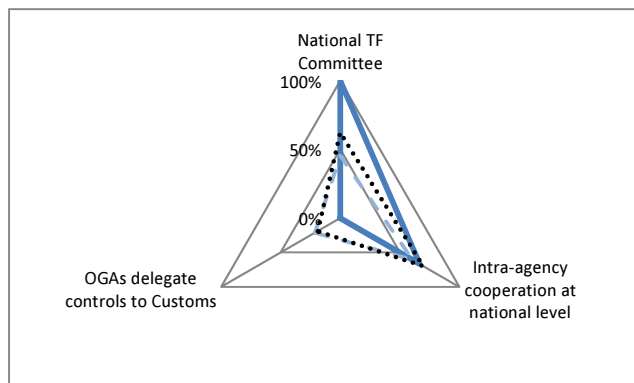
**Paperless trade**



**Cross-border paperless trade**



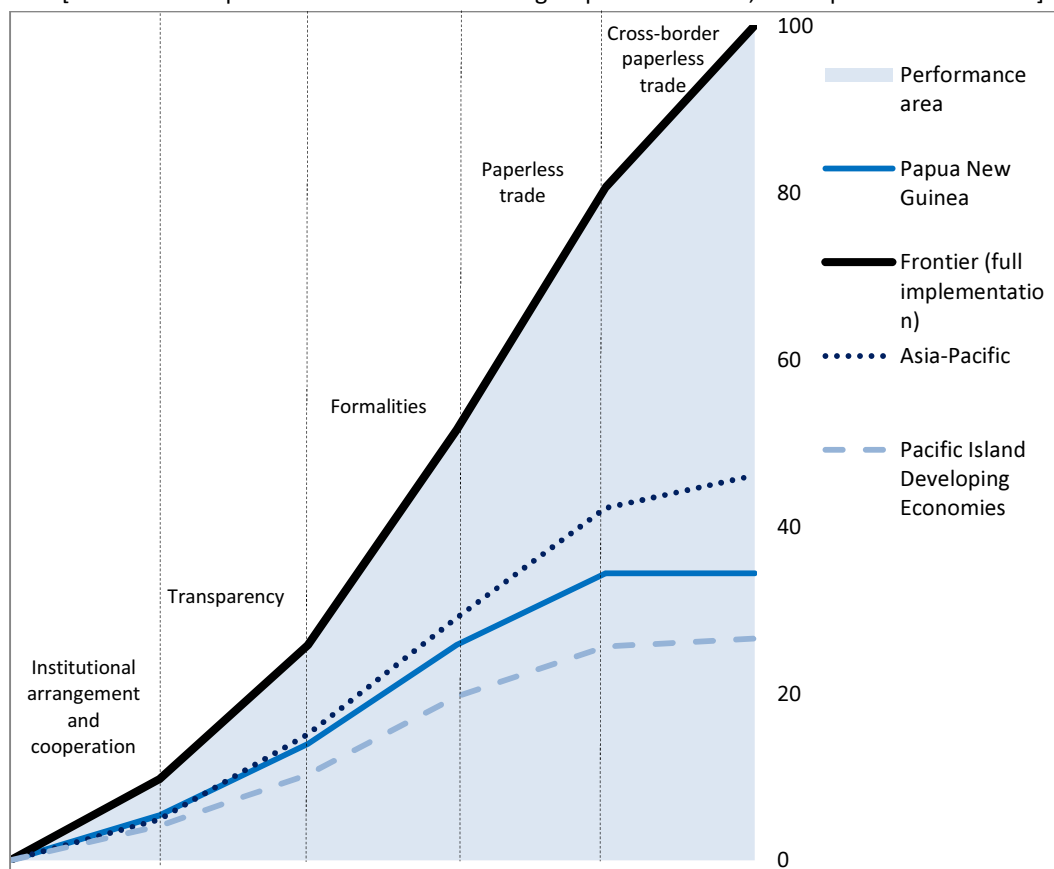
**Institutional arrangement and cooperation**



## PAPUA NEW GUINEA

### Moving up the trade facilitation ladder towards seamless international supply chains

[Cumulative implementation scores of core groups of measures; full implementation =100]



The level of implementation of trade facilitation measures in Papua New Guinea (37%) is below the level in Asia-Pacific (46.5%). It is however above the level of implementation in Pacific Island Developing Economies (28.5%). Among the five core groups of trade facilitation measures, the most implemented in Papua New Guinea are “Institutional arrangement and cooperation” measures (55.6%). The least implemented are “Cross-border paperless trade” measures (0%).

Implementation of “Transparency” measures is below the regional average, but above the sub-regional average. The measure least implemented in this area in Papua New Guinea is *Advance publication of regulation before implementation*. Implementation of improved “Formalities” is lower than the regional average, but higher than the sub-regional average. The least implemented measures in this area are *Post-clearance audit* and *TF measures for authorized operators*.

In “Paperless trade”, Papua New Guinea’s implementation is lower than the regional average, but higher than the sub-regional average. *E-Single window*, *E-Trade licenses*, *E-Preferential Certificate of Origin*, *E-Payment of duties* and *E-Application for Customs refunds* are least implemented.

Papua New Guinea may focus its trade facilitation efforts in particular on full implementation of “Paperless trade” measures, as well as on moving towards “Cross-border paperless trade”.