

REGIONAL ROAD MAP

FOR IMPLEMENTING THE 2030 AGENDA FOR SUSTAINABLE DEVELOPMENT IN ASIA AND THE PACIFIC

PROGRESS REPORT 2019

REGIONAL ROAD MAP

FOR IMPLEMENTING THE 2030 AGENDA FOR SUSTAINABLE
DEVELOPMENT IN ASIA AND THE PACIFIC

PROGRESS REPORT 2019




Summary

SDG
ROAD MAP

PROGRESS REPORT 2019

REGIONAL ROAD MAP FOR
IMPLEMENTING THE 2030
AGENDA FOR SUSTAINABLE
DEVELOPMENT IN ASIA AND
THE PACIFIC



The Regional Road Map for Implementing the 2030 Agenda in Asia and the Pacific was developed by countries in Asia and the Pacific to facilitate cooperation at the regional level, supported by the ESCAP Secretariat and other United Nations entities. Agreed upon at the 4th Asia and Pacific Forum on Sustainable Development and endorsed via Resolution 73/9 adopted during ESCAP's 73th Commission Session, the road map identifies eleven priority areas for regional cooperation to implement the 2030 Agenda.

The road map calls for reviews of its progress to take place annually at the Asia-Pacific Forum on Sustainable Development. The present report uses a progress assessment methodology developed by ESCAP to assess the eleven priority areas of regional cooperation with reference to the sixty-two global means of implementation SDG targets in the global SDG indicator framework.

The report shows Asia and the Pacific is not on track to achieve the ambitions of the 2030 Agenda in any of the eleven priority areas of regional cooperation. Within priority areas, the region is showing positive signs in the leaving no one behind, connectivity and technology priority areas of cooperation. However, the region is also showing signs of regressing and the pace needs to be picked up if the region is to meet most targets in all priority areas of cooperation where progress can be assessed.

Importantly, the report shows much more work is needed to collect and define data and indicators to assess progress with the road map and the Sustainable Development Goals more generally, especially disaggregated data and indicators if we are to monitor progress properly. Working at the regional level can help on both fronts - improving data and agreeing on methodologies as well as supporting accelerated implementation of the regional dimensions of the 2030 Agenda.

Comment on implementation progress in the priority areas of regional cooperation and recommendations for regional action to strengthen progress are welcome.

THE ROAD MAP¹

A. OBJECTIVES AND GUIDELINES























































1. Implementation of the Sustainable Development Goals requires national, regional and international cooperative endeavours. In 2018, member and associate members of ESCAP endorsed a Regional Road Map for Implementing the 2030 Agenda for Sustainable Development in Asia and the Pacific to facilitate cooperation at the regional level, supported by the secretariat and other United Nations entities through the Asia-Pacific Regional Coordination Mechanism as appropriate.
2. In line with the 2030 Agenda, the road map promotes the balanced integration of the three dimensions of sustainable development through regional cooperation in a set of priority areas supporting the effective pursuit of sustainable development by member States.
3. The road map also aims to place gender equality and women's empowerment as a central issue of the regional policy agenda, in order to enhance women's leadership and decision-making in all aspects of society.
4. The road map
 - (a) strengthens regional cooperation on priority issues as identified by member States;
 - (b) continues and provides for more efficient and coordinated support or member States by the secretariat, United Nations funds, programmes and specialized agencies and regional organizations through the Asia-Pacific Regional Coordination Mechanism; and
 - (c) provides for more effective knowledge-sharing among countries.
5. The 2030 Agenda recognises the "means of implementation targets under each Sustainable Development Goal [denoted by .a, .b, .c and .d] and Goal 17 are key to realizing the Agenda². With this in mind and recognising the relationship between regional cooperation and means of implementation, the Secretariat has mapped the sixty-two global means of implementation targets and their indicators to the eleven priority areas of cooperation in the road map (Table 1).

¹ As it was adopted in the 4th Asia Pacific Forum on Sustainable Development and endorsed via ESCAP resolution 73/9

² A/RES/70/1 para 40.

Table 1
Mapping of priority areas of cooperation to the global Sustainable Development Goals, targets and indicators

Priority area of cooperation in the Asia-Pacific road map	Global Sustainable Development Goals	No. of global means of implementation targets	No. of global SDG indicators	Regional data availability
Data and statistics		2	5	20%
Technology	       	14	16	31%
Finance	      	14	20	30%
Policy coherence	   	13	16	31%
North-South, South-South, international and regional partnerships	     	18	22	32%
Leaving no one behind (social development)	           	36	45	31%
Disaster risk reduction and resilience	     	8	10	10%
Climate change	    	11	12	0%
Management of natural resources	        	18	20	10%
Connectivity for the 2030 Agenda	       	16	18	33%
Energy	   	8	9	11%
Total		62	75	25%

B. IS ASIA AND THE PACIFIC ON TRACK TO ACHIEVE THE GLOBAL MEANS OF IMPLEMENTATION TARGETS IN THE PRIORITY AREAS OF COOPERATION?



6. Using a methodology developed by ESCAP in 2017 for assessing progress towards the 2030 Agenda, a dashboard for the eleven priority areas of cooperation has been developed (table 2). Whilst much more work is needed to collect and define data and indicators to assess progress with the road map, especially disaggregated indicators if we are to monitor progress properly, the dashboard shows implementation is not on track and needs acceleration.

7. The **leaving no one behind** priority area of cooperation is showing the most positive signs of progress in Asia and the Pacific relative to other priority areas. Despite regressing in one global means of implementation target based on past performance, the region is on track to meet four targets and needs to accelerate its pace with a further eight.

8. The **technology** and **connectivity** priority areas of cooperation are on track to meet one global means of implementation target but need to accelerate pace in four and five targets, respectively. Meanwhile, the policy coherence priority area of cooperation is regressing on one global means of target and needs to accelerate its pace in three.

9. Two priority areas of cooperation, **Finance** and **North-South, South-South, International and Regional Partnerships** are showing mixed signs of progress in Asia and the Pacific. Both priority areas are on track to meet one global means of implementation target, regressing in another and needing to accelerate in another three and four, respectively.

10. Five priority areas of cooperation have insufficient data to assess progress: **data and statistics, disaster risk reduction and resilience, climate change, management of natural resources** and **energy**. Despite there being some global means of implementation targets with regional data, availability is 20% or less and caution needs to be exercised in drawing any conclusions.

Table 2
Dashboard of anticipated progress in 2030: Asia and the Pacific

Priority area of cooperation	Global Means of Implementation Targets ³								
Data and statistics	17.18: Data availability	17.19: Statistical capacity							
Technology	2.a: Investment in agriculture	4.a: Education facilities	4.b: Scholarships available	5.b: Use of technology	7.a: International clean energy cooperation	7.b: Energy infrastructure	9.b: Domestic technology development	9.c: Access to ICT	12.a: Scientific & technological capacity
	14.a: Research capacity & marine technology	17.6: International cooperation	17.7: Transfer of technologies	17.8: Technological capacity-building	17.16: Global partnership for SD				
Finance	1.a: Resources mobilization	1.b: Sound policy frameworks	3.b: R&D of medicines	7.a: International clean energy cooperation	8.a: Aid for trade	9.a: Resilient infrastructure	10.b: ODA & financial flows	17.1: Tax & other revenue	17.2: Developed countries commitment
	17.3: Additional financial resources	17.4: Debt sustainability	17.5: Investment promotion for LDCs	17.16: Global partnership for SD	17.17: Public, public-private and civil society partnerships				
Policy coherence	2.a: Investment in agriculture	2.b: Trade restrictions in agriculture	9.b: Domestic technology development	11.a: Urban planning	11.b: Disaster risk management policies	17.3: Additional financial resources	17.4: Debt sustainability	17.5: Investment promotion for LDCs	17.13: Global macro-economic stability
	17.14: Policy coherence for SD	17.15: Country's policy space	17.16: Global partnership for SD	17.17: Public, public-private and civil society partnerships					

³ Target areas where the region collectively needs to maintain (green), accelerate (yellow) or reverse (red) progress based on the gap between where the Asia-Pacific region is expected to be in 2030 for each target, and the regional target value for 2030 (assuming the same pace of progress as between 2000 to 2018). Grey areas show targets for which there is no data available. For details of methodology, see ESCAP Asia and the Pacific SDG Progress Report, 2017.

Dashboard of anticipated progress in 2030: Asia and the Pacific (cont'd.)

Priority area of cooperation	Global Means of Implementation Targets								
North-South, South-South, international and regional partnerships	3.b: R&D of medicines	7.a: International clean energy cooperation	7.b: Energy infrastructure	8.a: Aid for Trade	8.b: Global strategy for youth employment	9.a: Resilient infrastructure	10.a: Differential treatment for developing countries	10.b: ODA & financial flows	17.2: Developed countries commitment
	17.3: Additional financial resources	17.6: International cooperation	17.7: Transfer of technologies	17.9: Capacity building for SDGs	17.10: Multilateral trading	17.11: Exports of developing countries	17.12: Duty-free market access	17.16: Global partnership for SD	17.17: Public, public-private and civil society partnerships
Leaving no one behind	1.a: Resources mobilization	1.b: Sound policy frameworks	2.b: Trade restrictions in agriculture	2.c: Food commodity markets	3.b: R&D of medicines	3.c: Health financing	3.d: Risk management capacity	4.a: Education facilities	4.b: Scholarships available
	4.c: Qualified teachers	5.a: Equal economic rights	5.b: Use of technology	5.c: Gender equality policies	6.a: International water & sanitation cooperation	6.b: Participation of local communities	8.a: Aid for trade	8.b: Global strategy for youth employment	9.c: Access to ICT
	10.a: Differential treatment for developing countries	10.b: ODA & financial flows	10.c: Transaction costs of remittances	13.b: Planning & management capacity	16.a: Violence, terrorism & crime	16.b: Non-discriminatory laws	17.1: Tax & other revenue	17.2: Developed countries commitment	17.3: Additional financial resources
	17.4: Debt sustainability	17.7: Transfer of technologies	17.8: Technological capacity-building	17.10: Multi-lateral trading	17.11: Exports of developing countries	17.12: Duty-free market access	17.15: Country's policy space	17.16: Global partnership for SD	17.18: Data availability
Disaster risk reduction and resilience	3.d: Risk management capacity	9.a: Resilient infrastructure	11.b: Disaster risk management policies	11.c: Sustainable & resilient buildings	13.b: Planning & management capacity	14.a: Research capacity & marine technology	17.14: Policy coherence for SD	17.16: Global partnership for SD	

Dashboard of anticipated progress in 2030: Asia and the Pacific (cont'd.)

Priority area of cooperation	Global Means of Implementation Targets								
	7.a: International clean energy cooperation	7.b: Energy infrastructure	9.a: Resilient infrastructure	11.a: Urban planning	11.b: Disaster risk management policies	11.c: Sustainable & resilient buildings	12.a: Scientific & technological capacity	12.c: Fossil-fuel subsidies	13.a: Needs of developing countries
Climate change	13.b: Planning & management capacity	17.7: Transfer of technologies							
	2.a: Investment in agriculture	4.a: Education facilities	5.a: Equal economic rights	6.a: International water and sanitation cooperation	6.b: Participation of local communities	11.a: Urban planning	11.c: Sustainable & resilient buildings	12.a: Scientific & technological capacity	12.b: Sustainable tourism tools
Management of natural resources	12.c: Fossil-fuel subsidies	14.a: Research capacity & marine technology	14.b: Small-scale artisanal fishers	14.c: Implementing international law	15.a: Financial resources	15.b: Resource mobilization	15.c: Trafficking of protected species	17.7: Transfer of technologies	17.11: Exports of developing countries
	2.a: Investment in agriculture	2.b: Trade restrictions in agriculture	4.a: Education facilities	7.b: Energy infrastructure	8.a: Aid for Trade	9.a: Resilient infrastructure	9.c: Access to ICT	10.a: Differential treatment for developing countries	10.b: ODA & financial flows
Connectivity for the 2030 Agenda	11.a: Urban planning	17.5: Investment promotion for LDCs	17.6: International cooperation	17.8: Technological capacity-building	17.10: Multilateral trading	17.11: Exports of developing countries	17.12: Duty-free market access		
	7.a: International clean energy cooperation	7.b: Energy infrastructure	12.a: Scientific & technological capacity	12.b: Sustainable tourism tools	12.c: Fossil-fuel subsidies	13.a: Needs of developing countries	17.6: International cooperation	17.7: Transfer of technologies	



C. PRIORITY AREAS OF COOPERATION

(a) Data and statistics

Priority area	Global Means of Implementation Targets ⁴					
Data and statistics	17.18: Data availability	17.19: Statistical capacity				

11. Availability and access to high-quality data and statistics are essential to measuring and achieving the Sustainable Development Goals.

12. The multidimensional nature of the 2030 Agenda for Sustainable Development requires integrated and disaggregated statistics to support planning and analysis across economic, social and environmental development pillars, with a particular focus on the needs of the poorest and most vulnerable people. Data and statistics should also be able to ensure no one is left behind, and disaggregated data should be available. In order to meet such demands, national statistical capacities to provide high-quality, accessible, timely and reliable disaggregated data to users must be strengthened, and the capacity of Governments to utilize data and statistics for evidence-based policymaking and for follow-up and review must be enhanced, inter alia. National Statistical Systems therefore need to be strengthened to supply the statistical evidence necessary for monitoring of progress, integrated policy analysis and effective implementation of the 2030 Agenda.

13. Two global means of implementation targets can be used to assess progress in the data and statistics priority area of cooperation. The two targets are measured and monitored by five global SDG indicators. For Asia and the Pacific, data is available for only one or 20% of the five indicators.

14. Asia and the Pacific needs to accelerate its pace in statistical capacity building (target 17.19) in the data and statistics priority area of cooperation. However, caution needs to be exercised because data is only available for one target.

15. Data is not available to measure one or 50% of the global means of implementation targets mapped to the data and statistics priority area of cooperation.

⁴ Ibid.

(b) Technology

Priority area	Global Means of Implementation Targets ⁵						
Technology	2.a: Investment in agriculture	4.a: Education facilities	4.b: Scholarships available	5.b: Use of technology	7.a: International clean energy cooperation	7.b: Energy infrastructure	9.b: Domestic technology development
	9.c: Access to ICT	12.a: Scientific & technological capacity	14.a: Research capacity & marine technology	17.6: International cooperation	17.7: Transfer of technologies	17.8: Technological capacity-building	17.16: Global partnership for SD

16. Science, technology and innovation play a vital role in supporting sustainable development and driving growth and productivity.

17. The Asia-Pacific region is characterized by large disparities across countries in science, technology and innovation. The challenge is to bridge these gaps and address the digital divide, to enable member States, particularly countries with special needs, to take advantage of technologies, and to nurture an innovative environment.

18. Fourteen global means of implementation targets can be used to assess progress in the technology priority area of cooperation. The fourteen targets are measured and monitored by sixteen global SDG indicators. For Asia and the Pacific, data is available for five or 31% of the sixteen of the indicators.

19. Asia and the Pacific is likely to achieve one of the fourteen global means of implementation targets (access to ICT (9.c)) in the technology priority area of cooperation but needs to accelerate its pace in four targets: investment in agriculture (2.a), domestic technology development (9.b), international cooperation (17.6) and technological capacity building (17.8).

20. Data is not available to measure nine or 64% of the fourteen global means of implementation targets mapped to the technology priority area of cooperation.

⁵ Ibid.

(c) Finance

Priority area	Global Means of Implementation Targets ⁶						
	1.a: Resources mobilization	1.b: Sound policy frameworks	3.b: R&D of medicines	7.a: International clean energy cooperation	8.a: Aid for trade	9.a: Resilient infrastructure	10.b: ODA & financial flows
Finance	17.1: Tax & other revenue	17.2: Developed countries commitment	17.3: Additional financial resources	17.4: Debt sustainability	17.5: Investment promotion for LDCs	17.16: Global partnership for SD	17.17: Public, public-private and civil society partnerships

21. Effective pursuit of the Sustainable Development Goals requires stable forward-looking and long-term financing. However, available financial resources are either not appropriately channelled or not sufficient to meet the ambitions of the 2030 Agenda. The region's financial markets are also not developed enough to channel regional savings into productive investments in support of sustainable development needs. On the financial inclusion side, more than 1.1 billion people in the Asia-Pacific region are unbanked. Considerable policy adjustments are needed in terms of both reorienting available resources and identifying additional sources of financing. Bilateral or multilateral public-private partnerships to mobilize financial resources are also required, not only for infrastructure development but also for other sectors, such as education and health, including through knowledge sharing on good practices.

22. Fourteen global means of implementation SDG targets can be used to assess progress in the finance priority area of cooperation. The fourteen targets are measured and monitored by twenty global SDG indicators. For Asia and the Pacific, data is available for six or 30% of the twenty indicators.

23. Asia and the Pacific's progress in the fourteen global means of implementation targets is mixed. Based on past performance, Asia and the Pacific is regressing in one target (additional financial resources (17.3)), is likely to meet one target (R&D of medicines (3.b)) and needs to accelerate its pace in three: resource mobilization (1.a), tax & other revenue (17.1) and debt sustainability (17.6).

24. Data is not available to measure nine or 64% of the fourteen global means of implementation targets mapped to the finance priority area of cooperation.

⁶ Ibid.

(d) Policy coherence

Priority area	Global Means of Implementation Targets ⁷						
Policy coherence	2.a: Investment in agriculture	2.b: Trade restrictions in agriculture	9.b: Domestic technology development	11.a: Urban planning	11.b: Disaster risk management policies	17.3: Additional financial resources	17.4: Debt sustainability
	17.5: Investment promotion for LDCs	17.13: Global macroeconomic stability	17.14: Policy coherence for SD	17.15: Country's policy space	17.16: Global partnership for SD	17.17: Public, public-private and civil society partnerships	

25. In Asia and the Pacific, high levels of economic growth have lifted great numbers of people out of poverty. However, if the region is to sustain the growth needed to achieve the Sustainable Development Goals and to enhance resilience, it must shift to a more resource-efficient growth trajectory and a growth trajectory more able to meet the needs of present and future generations.

26. Successful implementation of the Goals will require policy coherence, integrated approaches and a move away from single-sector policies and investments, which in turn will need an all-of-Government approach promoting the balanced integration of the three dimensions of sustainable development. Regional cooperation will be critical to maximize the opportunities for building synergies between the economic, social and environmental dimensions and to overcome the first-mover risk that may be present in terms of short-term economic competitiveness.

27. Thirteen global means of implementation targets can be used to assess progress in the policy coherence priority area of cooperation. The thirteen targets are measured and monitored by sixteen global SDG indicators. For Asia and the Pacific, data is available for five of 31% of the indicators.

28. Asia and the Pacific's progress in the fourteen global means of implementation targets is mixed. Based on past performance, Asia and the Pacific is regressing in one target (additional financial resources (17.3)) and needs to accelerate its pace in three targets: investment in agriculture (2.a), domestic technology development (9.b) and debt sustainability (17.4).

29. Data is not available to measure nine or 69% of the thirteen global means of implementation targets mapped to the policy coherence priority area of cooperation.

⁷ Ibid.

(e) North-South, South-South, international and regional partnerships

Priority area	Global Means of Implementation Targets ⁸						
North-South, South-South, international and regional partnerships	3.b: R&D of medicines	7.a: International clean energy co-operation	7.b: Energy infrastructure	8.a: Aid for Trade	8.b: Global strategy for youth employment	9.a: Resilient infrastructure	10.a: Differential treatment for developing countries
	10.b: ODA & financial flows	17.2: Developed countries commitment	17.3: Additional financial resources	17.6: International cooperation	17.7: Transfer of technologies	17.9: Capacity building for SDGs	17.10: Multilateral trading
	17.11: Exports of developing countries	17.12: Duty-free market access	17.16: Global partnership for SD	17.17: Public, public-private and civil society partnerships			

30. Comprehensive implementation of the 2030 Agenda will require partnerships and the deployment of new solutions between countries and across subregions. Countries in the Asia-Pacific region could benefit from North-South, South-South and triangular cooperation as well as the sharing of good practices and home-grown approaches.

31. Eighteen global means of implementation targets can be used to assess progress in the partnerships priority area of cooperation. The eighteen targets are measured and monitored by twenty-two global SDG indicators. For Asia and the Pacific, data is available for seven or 32% of the twenty-two indicators.

32. Asia and the Pacific’s progress in the eighteen global means of implementation targets is mixed. Based on past performance, Asia and the Pacific is regressing in one of the targets (additional financial resources (3.b)), is on track to meet one target (R&D of medicines (3.b)) and needs to accelerate its pace with four: international cooperation (17.6), capacity building for SDGs (17.9), multilateral trading (17.10) and exports of developing countries (17.11).

33. Data is not available to measure twelve or 67% of the eighteen global means of implementation targets mapped to the partnerships priority area of cooperation.

⁸ Ibid.

(f) Leaving no one behind (social development)

Priority area	Global Means of Implementation Targets ⁹						
Leaving no one behind	1.a: Resources mobilization	1.b: Sound policy frameworks	2.b: Trade restrictions in agriculture	2.c: Food commodity markets	3.b: R&D of medicines	3.c: Health financing	3.d: Risk management capacity
	4.a: Education facilities	4.b: Scholarships available	4.c: Qualified teachers	5.a: Equal economic rights	5.b: Use of technology	5.c: Gender equality policies	6.a: International water & sanitation cooperation
	6.b: Participation of local communities	8.a: Aid for Trade	8.b: Global strategy for youth employment	9.c: Access to ICT	10.a: Differential treatment for developing countries	10.b: ODA & financial flows	10.c: Transaction costs of remittances
	13.b: Planning & management capacity	16.a: Violence, terrorism & crime	16.b: Non-discriminatory laws	17.1: Tax & other revenue	17.2: Developed countries commitment	17.3: Additional financial resources	17.4: Debt sustainability
	17.7: Transfer of technologies	17.8: Technological capacity-building	17.10: Multilateral trading	17.11: Exports of developing countries	17.12: Duty-free market access	17.15: Country's policy space	17.16: Global partnership for SD
	17.18: Data availability						

34. Despite high and enduring economic growth and significant progress in terms of poverty eradication, inequality persists in the Asia-Pacific region, and in some instances has intensified. Growing disparities in income and wealth, as well as inequality of opportunity, disproportionately affect women and vulnerable groups.

35. Thirty-six global means of implementation targets can be used to assess progress in the leaving no one behind priority area of cooperation. The thirty-six targets are measured and monitored by forty-five global SDG indicators. For Asia and the Pacific, data is available for fourteen or 31% of the forty-five indicators.

36. Asia and the Pacific's progress with the thirty-six global means of implementation targets in the leaving no one behind priority area of cooperation is encouraging. Despite regressing in one target (additional financial resources (17.3)), based on past performance the region is on track to meet four targets: R&D of medicines (3.b), risk management capacity (3.d), qualified teachers (4.c) and access to ICT (9.c). The region needs to accelerate its pace with a further eight targets:

⁹ Ibid.

resource mobilization (1.a), health financing (3.c), transaction costs of remittances (10.c), tax & other revenue (17.1), debt sustainability (17.4), technological capacity building (17.8), multilateral trading (17.10) and exports of developing countries (17.11).

37. Data is not available to measure twenty-three or 64% of the thirty-six global means of implementation targets mapped to the leaving no one behind priority area of cooperation.

(g) Disaster risk reduction and resilience

Priority area	Global Means of Implementation Targets ¹⁰						
Disaster risk reduction and resilience	3.d: Risk management capacity	9.a: Resilient infrastructure	11.b: Disaster risk management policies	11.c: Sustainable & resilient buildings	13.b: Planning & management capacity	14.a: Research capacity & marine technology	17.14: Policy coherence for SD
	17.16: Global partnership for SD						

38. Since 2005, the Asia-Pacific region has recorded almost 60 per cent of total global deaths, 80 per cent of affected people and 45 per cent of total economic damage due to disasters. Currently, over 500 million poor people are living at medium or high disaster risk. Disasters in the region are becoming more complex, often tending to affect multiple countries, and bring about cascading impacts. Many of these disasters are transboundary in nature, such as floods, El Niño, droughts, tropical cyclones, earthquakes, tsunamis and sand and dust storms. For instance, the 2015-2016 El Niño affected entire swathes of the Asia-Pacific region, including South Asia, South-East Asia and the Pacific.

39. There is scope for strengthened regional cooperation in relation to specific hazards such as transboundary river basin floods, flash floods, glacial lake outburst floods and landslides.

40. Eight global means of implementation targets can be used to assess progress in the disaster risk reduction and resilience priority area of cooperation. The eight targets are measured and monitored by ten global SDG indicators. For Asia and the Pacific, data is available for one or 10% of these indicators.

41. Whilst Asia and the Pacific is on track to meet one global means of implementation target (risk management capacity (3.d)), no other targets can be measured. Caution is therefore needed to assess the disaster risk reduction and resilience priority area of cooperation.

42. Data is not available to measure seven or 88% of the eight global means of implementation targets mapped to the disaster risk reduction and resilience priority area of cooperation.

¹⁰ Ibid.

(h) Climate change

Priority area	Global Means of Implementation Targets ¹¹						
Climate change	7.a: International clean energy cooperation	7.b: Energy infrastructure	9.a: Resilient infrastructure	11.a: Urban planning	11.b: Disaster risk management policies	11.c: Sustainable & resilient buildings	12.a: Scientific & technological capacity
	12.c: Fossil-fuel subsidies	13.a: Needs of developing countries	13.b: Planning & management capacity	17.7: Transfer of technologies			

43. Climate change has already taken hold in the Asia-Pacific region. Higher temperatures, the rise in sea level and extreme weather events related to climate change are likely having a major impact on the region, increasing risks to economies and natural and physical assets and potentially compounding development challenges, including with respect to poverty, food and energy security and health. Future climate change in the region may cause more frequent and severe coastal inundation and erosion, salinization, wildfires, heavy precipitation and drought. Climate change is a long-term threat to future generations and given the significant past growth in greenhouse gas emissions in the region and the potential for an acceleration of growth in the near future, it is vital Asia-Pacific countries take strong action to transition to more efficient, low-carbon economies to avoid the worst impacts of climate change.

44. A World Bank study estimated without further climate change adaptation and mitigation action, climate change could force more than 100 million people into extreme poverty by 2030, many in the Asia-Pacific region. There is a need to enhance finance related to climate change and the capacity of countries in the region to access it.

45. Eleven global means of implementation targets can be used to assess regional progress towards the climate change priority area of cooperation. The eleven targets are measured and monitored by twelve global SDG indicators. For Asia and the Pacific, data is not available for any of the twelve indicators.

46. We are unable to measure whether Asia and the Pacific is on track to meet any global means of implementation SDG targets mapped to the climate change priority area of cooperation.

¹¹ Ibid.

(i) Management of natural resources

Priority area	Global Means of Implementation Targets ¹²						
Management of natural resources	2.a: Investment in agriculture	4.a: Education facilities	5.a: Equal economic rights	6.a: International water and sanitation cooperation	6.b: Participation of local communities	11.a: Urban planning	11.c: Sustainable & resilient buildings
	12.a: Scientific & technological capacity	12.b: Sustainable tourism tools	12.c: Fossil-fuel subsidies	14.a: Research capacity & marine technology	14.b: Small-scale artisanal fishers	14.c: Implementing international law	15.a: Financial resources
	15.b: Resource mobilization	15.c: Trafficking of protected species	17.7: Transfer of technologies	17.11: Exports of developing countries			

47. As humankind's livelihoods, nutrition and economic opportunities all fundamentally depend upon utilizing the terrestrial and marine resources and ecosystems of our planet, the Asia-Pacific region's continuing survival and prosperity depends on managing these resources to be sustainable. The Asia-Pacific region consumes more than half of the world's natural resources with increasing rates of absolute resource use and increasing resource use per person. This combination puts pressure on the natural environment and increases the possibilities of irreversible environmental damage, with direct social and economic consequences. At the same time, there is huge potential to improve the resource efficiency of the economies in the region's countries as there are vast variations of resource efficiency between countries.

48. Eighteen global means of implementation targets can be used to measure progress towards the management of natural resources priority area of cooperation. The eighteen targets are measured and monitored by twenty global SDG indicators. For Asia and the Pacific, data is available for two or 10% of these twenty indicators.

49. Asia and the Pacific has to accelerate its pace if the region is to achieve two global means of implementation targets: investment in agriculture (2.a) and exports of developing countries (17.11) in the management of natural resources priority area of cooperation. However, caution should be exercised because data is available for only two targets mapped to the management of natural resources priority area of cooperation.

50. Data is not available to measure sixteen or 89% of the eighteen global means of implementation targets mapped to the management of natural resources priority area of cooperation.

¹² Ibid.

(j) Connectivity for the 2030 Agenda

Priority area	Global Means of Implementation Targets ¹³						
Connectivity for the 2030 Agenda	2.a: Investment in agriculture	2.b: Trade restrictions in agriculture	4.a: Education facilities	7.b: Energy infrastructure	8.a: Aid for trade	9.a: Resilient infrastructure	9.c: Access to ICT
	10.a: Differential treatment for developing countries	10.b: ODA & financial flows	11.a: Urban planning	17.5: Investment promotion for LDCs	17.6: International cooperation	17.8: Technological capacity-building	17.10: Multilateral trading
	17.11: Exports of developing countries	17.12: Duty-free market access					

51. Improvements in regional connectivity in terms of transport, information and communications technology and trade will boost economic growth and are of critical significance in achieving sustainable development.

52. While trade has been a key engine of growth and development, there is growing recognition of the need to make it more inclusive and ensure its benefits are spread more widely. Transport development has been road-oriented and has not optimized the comparative advantages of each mode of transport from the perspective of the three dimensions of sustainable development, but transport remains a main driver of growth. While transport is the second largest producer of carbon dioxide emissions globally, the sector has the potential to significantly contribute to sustainable development by optimizing the environmental and social comparative advantages of various transport modes. While Internet access is high across the region, there is also a widening digital divide.

53. Sixteen global means of implementation targets can be used to assess progress in the connectivity priority area of regional cooperation. The sixteen targets are measured and monitored by eighteen global SDG indicators. For Asia and the Pacific, data is available for six or 33% of these eighteen indicators.

54. Asia and the Pacific is on track to achieve one of the sixteen global means of implementation targets (access to ICT (9.c)) based on past performance but has to accelerate if the region is to achieve five targets in the connectivity for the 2030 Agenda priority area of cooperation: investment in agriculture (2.a), international cooperation (17.6), technological capacity building (17.8), multilateral trading (17.10) and exports of developing countries (17.11).

55. Data is not available to measure ten or 63% of the sixteen global means of implementation targets mapped to the connectivity priority area of cooperation.

¹³ Ibid.

(k) Energy

Priority area	Global Means of Implementation Targets ¹⁴						
Energy	7.a: International clean energy co-operation	7.b: Energy infrastructure	12.a: Scientific & technological capacity	12.b: Sustainable tourism tools	12.c: Fossil-fuel subsidies	13.a: Needs of developing countries	17.6: International cooperation
	17.7: Transfer of technologies						

56. Nearly half a billion people in Asia and the Pacific still lack access to electricity. More than 80 per cent of the countries in the region have targets to improve energy efficiency and increase the share of renewable energy in the region. More than assisting in energy supply needs, renewable sources of energy are receiving further impetus from the climate agenda. While the region has emerged as the producer and provider of most of the world's renewable energy technology, the overall trend within the region is diversification of the domestic energy mix, depending on national and subregional context.

57. Given the uneven distribution of energy resources in the Asia-Pacific region and the need for transition of the energy sector towards achieving Goal 7, there is good scope for coordinated regional action to achieve optimal deployment and utilization of energy resources through enhanced connectivity, economic cooperation and integration.

58. Eight global means of implementation targets can be used to measure progress in the energy priority area of cooperation. The eight targets are measured and monitored by nine global SDG indicators. For Asia and the Pacific, data is available for one or 11% of the nine indicators.

59. Asia and the Pacific has to accelerate its pace if the region is to achieve one global means of implementation target (international cooperation (17.6)) in the energy priority area of cooperation. However, caution should be exercised because data is available for only one target.


60. Data is not available to measure seven or 87% of the eight global means of implementation targets mapped to the energy priority area of cooperation.

¹⁴ Ibid.



SUSTAINABLE DEVELOPMENT GOALS





1 NO POVERTY 	2 ZERO HUNGER 	3 GOOD HEALTH AND WELL-BEING 	4 QUALITY EDUCATION 	5 GENDER EQUALITY 	6 CLEAN WATER AND SANITATION
7 AFFORDABLE AND CLEAN ENERGY 	8 DECENT WORK AND ECONOMIC GROWTH 	9 INDUSTRY, INNOVATION AND INFRASTRUCTURE 	10 REDUCED INEQUALITIES 	11 SUSTAINABLE CITIES AND COMMUNITIES 	12 RESPONSIBLE CONSUMPTION AND PRODUCTION
13 CLIMATE ACTION 	14 LIFE BELOW WATER 	15 LIFE ON LAND 	16 PEACE, JUSTICE AND STRONG INSTITUTIONS 	17 PARTNERSHIPS FOR THE GOALS 	 SUSTAINABLE DEVELOPMENT GOALS

